

Windswept

February XXIII



OFFICERS

SENESCHAL - Maelgwn The Traveler

Micheal P. Creegan
4301 Hayes Street
Cheyenne, Wyoming 82001
632-8938

HERALD - Lady Laura de la
Chouette Doree

Laura Wade
4617 East 6th Street
Cheyenne, Wyoming 82001
632-9018

DEPUTY HERALD - Coengar
Benedictus

Joe Hasketh
968 West 5th St.
Cheyenne, Wyoming 82001
635-3536

KNIGHT MARSHALL - Robert aus den
Nordlichen

"Bob" Wade
4617 East 6th Street
Cheyenne, Wyoming 82001
632-9018

DEPUTY KNIGHT MARSHALL - Thorman
Advarson

Russell Sheats
2940 Plum Drive
Cheyenne, Wyoming 82001
634-0224

MISTRESS OF ARTS & SCIENCES-Lady
Meave the Hither-dweller

Betty Creegan
4301 Hayes Avenue
Cheyenne, Wyoming 82001
632-8938

TREASURER -Lady Renate Koven

Patricia L. Hansen
10205 Powder House Road
Cheyenne, Wyoming 82009
637-8168

DEPUTY TREASURER -Hathawulf

David Dammann
PSC 1, Box 7965
F.E. Warren AFB, WY 82005
775-3304 (hall)

CHRONICLER - Lord Mlodn the
Mercheant Zupan

Frederick G. Hansen
10205 Powder House Road
Cheyenne, Wyoming 82009
637-8168

DEUPTY CHRONICLER -Raina
Wolfdatter

Cristine Sheats
2940 Plum Drive
Cheyenne, Wyoming 82001
634-0224

MISTRESS of the LISTS - Raina
Wolfsdatter

Cristina Sheats
2940 Plum Drive
Cheyenne, Wyoming 82001
634-0224

WIND SWEPT

This is the WIND SWEPT, published by and for the members of the Shire of WINDKEEP, of the Society for Creative Anachronism, INC.. It is available from the Chronicler at 10205 Powder House Road, Cheyenne, Wyoming 82009. Subscription rates are \$8.00 per year. It is NOT a publication of the Society for Creative Anachronism, INC. and does not delinate Society policy.

This is the January-February, XXIII /1989 issue of the WIND SWEPT, the unofficial newsletter of the Shire of WINDKEEP, Kingdom of the OUTLANDS.

PERMISSION TO REPRINT ANYTHING IN THIS NEWSLETTER, (EXCEPT EVENTS), PLEASE CONTACT THE CHRONICLER.

DEADLINE FOR ALL SUBMISSIONS IS THE 20TH OF EACH MONTH.

JF

Calendar

FEBRUARY

Sat	11	CAERTHE Dance and Games Revel	See pg. 9
Sat	11	UNSER HAVEN Hobbit Birthday Party	See pg. 5
Sun	12	UNSER HAVEN Fighter Practice	See pg. 11
Mon	13	UNSER HAVEN Dance Practice	See below
Sat 18-Mon 20		***ESTRELLA WAR***	See pg. 8
Sun 26		UNSER HAVEN Fighter Practice	See pg. 11
Sun 26		***WINDKEEP POPULACE MEETING***	See below
Mon 27		UNSER HAVEN Dance Practice	See below

MARCH

Sat	11	CAER GALEN Ides of March	See pg. 5
Sun	12	UNSER HAVEN Fighter practice	See pg. 11
Sat	18	UNSER HAVEN Persian New Year	See pg. 9
Sat	25	CAERTHE April Fool and Funny Faces Revel	See pg. 12

APRIL

Sat	1	WINDKEEP ***WISH WE WERE AT CROWN REVEL***	
-----	---	--	--

NOTE:

ARMORER'S WORKSHOP MEETS every Thursday evening at 7:00 pm at 10205 Powderhouse Road. Bring armor projects!

ALL GUILDS WORKSHOP MEETS every Monday evening (except Unser Haven dance practice nights) at 7:00 at 10205 Powderhouse Road. Bring any project!

The FEBRUARY POPULACE MEETING will be held SUNDAY, FEBRUARY 26 at 7:00 pm at 4301 Hayes Avenue. This will be a POTLUCK, so bring munchies! We will be working out details for our April 1 revel (and possible tournament)---if you want to contribute your ideas, please attend!

(The MARCH populace meeting will be on March 12, same time, same place. We don't know what we'll discuss yet.)

UNSER HAVEN'S Dance Practice is held every 2nd and 4th Monday at the Harmony Presbyterian Church in Ft. Collins, from 7:00 pm to 9. For more information contact Lady Catriona at (303) 226-2018.

FRONT COVER: The love scene shown is an illustration from a 14th century German collection of lyrics sung by troubadours in praise of love and chivalry.

CREDITS: Calligraphy by Lady Maeve of Falconguard

On Waxing Leather

by Lady Maeve of Falconguard

Artificially hardened leather armor, called cuir-boulli, has been employed as protective armor since ancient times, and was widely used by the Roman armies under the Empire. In the 13th century, when the use of chainmail was giving way to plate armor, much of the early plate was made of hardened leather. It was made in medieval Europe by soaking leather in vats of heated wax or pitch. Cuir-boulli was used throughout the age of armor for everything from cuirasses to crests on helms.

Since it can be rather difficult for most people to have large vats of wax and the means to heat them in their kitchens or backyards, I present a method for small-scale leather waxing. A couple of warnings: waxing leather is not a very neat procedure, and hardened wax is extremely difficult, if not impossible, to remove from some things that you'd rather not have wax on. Make sure you have lots of newspaper or a plastic cover for your work area, and wear old clothes.

Before starting, you should have all of the leather pieces cut out and all needed holes and/or slots punched. If you wish, all straps/buckles/etc. can be attached before waxing; this may or may not be a good idea depending on how complex the piece is (a leather vambrace, for example, can be completely assembled before waxing it, but it would be a less messy operation to wax the pieces of a gauntlet separately before riveting it all together). Any decoration to the leather, such as dyeing, stamping, or carving, should be done before waxing---the wax will seal and waterproof the leather, preventing dye (or water, necessary for stamping) from soaking into the leather. If you wish to dye the leather before waxing, make sure you use penetrating dye instead of acrylic dye to color, as acrylic dyes also seal the surface of the leather (something you don't want before any wax gets in).

A note on the types of leather to use: All of my experience in waxing leather has been with vegetable-tanned, or tooling, leather, and the results have been extremely satisfactory. I have not tried to wax latigo and other oil-tanned leathers; my knowledge in this area tells me that the wax will probably penetrate some of these leathers, but the final product won't be as stiff due to the oil content of the leather. Some water-proof leathers may also be wax-proof (at least on the grain side). If in doubt, experiment with a small piece of the leather in question.

As for the thickness of the leather, thin leather can be waxed, but it doesn't have much rigidity thereafter. Most of the stuff that I have used is at least 1/8" - 3/16" thick (i.e., heavy belt leather, saddle skirting)---when this size leather is saturated with wax, it holds its shape acceptably well.

If you are using vegetable tanned leather, don't rush quickly from the cutting to the waxing without putting any thought into decorating the piece---Stamping a single design along the edges is simple, fairly quick, and does wonders for personalizing your armor. Even just dyeing your leather a different color will set it apart from everyone else's armor. Wax is a wonderful preservative for ornamented leather, and ornamentation is period--armored effigies from the 1300's show decorated greaves that appear to be made of molded leather. Keep in mind that the wax will darken any color you choose to dye the leather with.

To wax the leather, you will need the following materials: 1 blow-dryer; paraffin wax (commonly sold as Gulfwax in grocery stores under canning supplies, for a little more than a dollar a pound); a paintbrush

(at least 1" wide; use a cheap plastic-bristled brush); and something to melt the wax in (I use a plastic food-storage container).

Preliminary preparation: Spread newspaper or plastic around. Remember, this could get messy!

Step 1. Melt wax by placing the container full of wax chunks (smaller chunks melt faster) in a pot of boiling water---DO NOT HEAT WAX DIRECTLY OVER A BURNER OR FLAME. Paraffin wax is volatile at high temperatures, and the fumes ARE flammable. Anyway, melting it over boiling water makes it harder to overheat the wax. For microwave oven users---wax does not melt in a microwave, but you can boil the water in the microwave oven and melt the wax over the water just as you can with a stove.

Step 2. Lay leather pieces on newspaper. With the dryer on the hottest setting, blow-dry the leather a little to warm it (this helps the initial wax penetration).

Step 3. Brush a layer of molten wax on the leather, covering the surface. Depending on how warm the leather was (and how hot the wax is), some of the wax will penetrate immediately, but for the most part, wax will cool and harden as a layer on the surface.

Step 4. Using the hottest setting on the blow-dryer, blow hot air on the waxed leather until all the wax melts and soaks into the leather. This is the messy part, as once the wax melts, it will try to run rapidly away from the stream of air quicker than it can penetrate the leather (Remember making weird paintings in kindergarden by blowing paint around paper with a straw?). Use the paintbrush to help keep the runaway molten wax on the leather. It will be obvious when all the brushed-on wax has soaked in, as the leather will look dry.

Step 5. Turn the leather pieces over and repeat steps 3 and 4 on the back of the leather. The wax usually soaks in faster on the flesh side than the grain side.


Step 6. Repeat step 5 until the piece has as much wax in it as you want. When the leather reaches a point where it looks continually wet underneath the blow-dryer, then the leather is saturated with wax. Wipe off the excess wax from the surfaces.

Step 7. Bend the warm waxed leather into the approximate desired shape (if it won't stay, then use string or something to hold it there), and set it aside to cool. Small pieces can be cooled in the freezer---after a few minutes, they'll be as hard as a rock.

Step 8. Assemble the pieces (if necessary) as required to finish the piece of armor.

After-care for waxed leather, especially heavily-saturated waxed leather, is rather minimal---anytime the leather gets too flexible or is crushed out of shape, it can be rewaxed and reshaped.

For period-armor buffs: since paraffin (a petroleum derivative) was not known in the Middle Ages, beeswax would be the wax of choice. Beeswax is denser and melts at higher temperatures than paraffin, and also smells wonderful. However, beeswax can be rather expensive if bought in the wrong places. If you're interested in trying beeswaxed leather, find a local beekeeper to obtain the wax from (the price can be less than half of what sewing/crafts stores sell it for). As for pitch (which stinks and is a mess to work with), I would recommend sticking with wax.



Ides of March Tourney and Revel

March 11, 1989

Sites: Day: Fairview High School Cafeteria. We are getting this site for free in exchange for having members of their Science Fiction club attend the event. A tourney with Roman gladiatorial events is planned. Evening: Crossroads Meeting Place. We plan to have a light buffet in the evening, but not a whole feast. Autocrats: Tourney: The Honourable Lord Eric of Black Elk. 449-2479. Revel: Lady Helena Houghes of London. 499-2031. Buffet: Elizabeth Freemour. 442-3421. Events in the Roman style.

WE ARE HAVING A REVEL!

A birthday revel--to be precise--a HOBBIT'S BIRTHDAY REVEL! Friedhelm is going to be-- GASP!--30!! Therefore, come and gloat-er- celebrate with the Household of the Mad Woman on Feb. 11, starting at about 5:30 and ending when we get tired of each other. Please bring a dish to serve your group plus six others. We will provide something--I'm not sure what--it is rather vague out just now- but there will be food for all and don't bring gifts-remember, its a Hobbit's Birthday Party. That means you get the "goodies", you don't give them.

Ailene Bardon, autocrat
(303) 224-3389
4308 Dixon St.
Timnath, CO.

LES COUTURIERES DEFENDER TOURNEY AND FEAST

The Ladies and Gentlemen of Les Couturieres invite the people of the Outlands to attend their Fourth Annual Defender Tournament and Feast to be held March 18th in the Barony of Dragonspine. The site is the Sallie Bush Community Hall. Take I-25 to the Pike's Peak exit and U.S. 24. Take the second Green Mountain Falls exit and follow the signs. (See map below.)

The Defender Tourney will be run single-combat, double-elimination, any weapons forms. All entrants will be required to perform a short bardic performance with a partner before or during the Tourney. This activity will not count towards the Defender Title, but a special prize will be awarded for the Most Entertaining Performance. All entrants in the Tourney must also display their device upon a surcoat, shield or banner.

The winner of the Tourney will be proclaimed the Household Defender and will be presented with a chatmail coif (pronounced KWOFF!), the Household Favor, the Defender Sword, and a scroll. The winner will also be provided a Twelfth-Night costume for the following year, as well as the adoration and appreciation of the Ladies! The Tourney is open to all authorized fighters who reside in the Kingdom of the Outlands. There will be indoor and outdoor facilities for fighting.

Other prizes will be given for Most Chivalrous/Courteous Fighter, Best Dressed Fighter, Most Beautiful Male/Female Garb, Best Table Setting, and Most Well-Behaved Child.

The Feast will consist of Salad, Italian pepperoni and cheddar cheese rolls, Baked Chicken with Mushrooms, Rice Pilaf, Green Beans with Almonds, Beef Stew, and Cheese Cakes with fresh fruit. Please contact the autocrat with special dietary requirements or allergies. Persons wishing to serve or help clean up will eat free, so contact the autocrat if you wish to volunteer. Feast fees will be \$10 until March 1st - **NO RESERVATIONS AVAILABLE AT THE DOOR.** Children under 12 are free, and persons wishing to attend only the Tourney will be charged a \$3 site fee. No reservations will be accepted without payment. The site is discreetly vet. The tentative schedule is as follows:

9:00 A.M.	Site Opens
10:30	Opening Court, List Registration
11:00	Inspection, Authorizations
12:00 P.M.	Tourney begins (on time!)
6:00	Feast begins
8:00 - 11:00	Dancing, Games Closing Court
12:00 Midnight	Hall Closes!

An auction will be held, with items made or donated by the Couturieres, to help defray the expenses accrued by the Crown. Please bring extra money for this worthy activity.

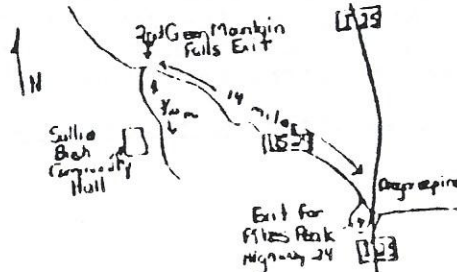
For more information, contact the following individuals:

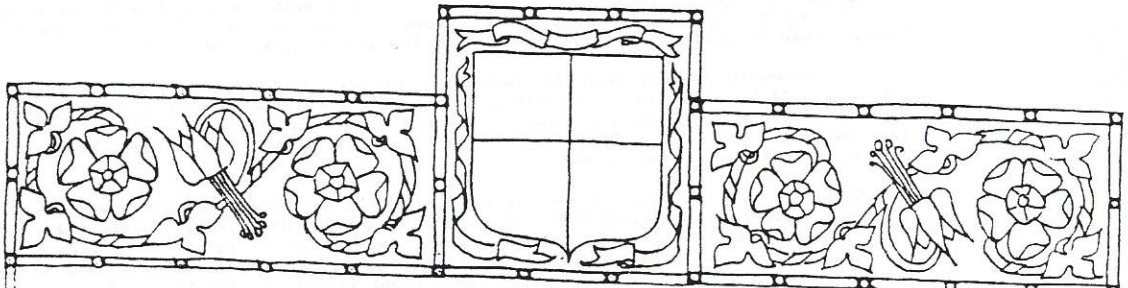
General Autocrat
(Fees and reservations)
Countess Beatrix von Wertenberg
c/o Jan Watson
10145 East Burgess Road
Colorado Springs, CO 80908
(719) 495-3915

Co-Autocrat and Crash Space
Mistress Jeanna d'Aussey
c/o Jean Lambert
P.O. Box 16207
Colorado Springs, CO 80935
(719) 473-0856

Tournament
Count Hagen Silverskull
c/o Darryl Watson
10145 East Burgess Road
Colorado Springs, CO 80908
(719) 495-3915

Serving and Clean-up
Master Giovanni di Siena
c/o A. J. Rivlesso
P.O. Box 30278
Lowry AFB, CO 80230-0278
(303) 329-3877





FEBRUARY FACTS

Candlemas. There is an old belief that all hibernating animals awake on Candlemas and come out to see if it is still winter. If the weather is clear, the animals will go back to sleep for forty more days of winter-so people would hope for Candlemas to be cloudy. The Germans believed that the badger came out to look for this shadow, and transferred this belief to the American groundhog when they went to the New World.

In the Middle Ages, the church tried to make St. Valentine's Day religious by having people draw saints names out of the box and emulate the saint in the coming year, but by the 16th century girls' names were in the boxes again.

Lupercalia The Romans celebrated their feast of Lupercalia as a lovers' festival for young people. Boys would draw girls' names out of a box and be paired off accordingly for the coming year.

Before 1653, Valentine greetings had to be delivered by hand. The first mailboxes in Europe were erected in Paris in 1653, but they did not last long because messengers afraid of losing their jobs put mice in them.

The word "Lent" comes from the Anglo-Saxon lencten-the time of year when days are lengthening.

In the Middle Ages the beaver's tail was considered to be "fish" rather than "flesh", so it could be eaten on the fast days in Lent.

After the Thirty Years War, which drastically reduced the population of Europe, the council at Nuremburg proclaimed ". . . henceforth, for the next 10 years each male citizen is permitted to marry two wives".

ESTRELLA WAR V

Estrella War V will be held February 18-20, 1989 at Estrella Park in Goodyear, Arizona.

ADMISSION: The gate will be open starting on thursday afternoon February 16.

SITE FEES: nonmembers--\$16.00
members--\$13.00(with proof
of membership)
children--0.50per year of age
up to 14 years.

Single day memberships are available for \$5.00. The park Service will charge an additional \$1.00 per car fee.

THIS YEAR WE WILL ACCEPT CASH, MONEY ORDERS, OR TRAVELLERS CHECKS ONLY. PLEASE, WE WILL NOT BE ABLE TO ACCEPT PERSONAL CHECKS!!

Fill out the enclosed registration form and **BRING IT WITH YOU.**(Please make copies from your Herald. Please dont rip the page out.-DarkH₂O) Fighters, have your authorization cards available when you reach the gate. This will help us make check-in faster and easier for you.

EVENTS: Battle Scenarios- start Saturday at noon.

SHINAI: Saturday afternoon.

RAPIER: a prize tourney Sunday.

ARCHERY: InterKingdon competition, (1/2 war point), Sunday am.

ARTS and SCIENCES: an InterKingdom competition for war pionts.

Saturday: baking bread, brewing, heraldic needle work, bardic arts.

Sunday: war costuming, metal working.

QUEST: Saturday and Sunday.

CHILDRENS ACTIVITIES: Saturday and Sunday.

GREAT ROYAL COURT & GRAND BALL: Saturday night.

COLLEGIUM COURSES: to be arranged.

SITE: Take I-10 west from Phoenix, Arizona approximately 20 miles. At exit 128 take Litchfield Rd. south to Broadway. Broadway west to Bullard. Bullard south to the park.

IMPORTANT: Bring your own drinking water; park water is fine for washing but too alkaline to drink. New this year- warm showers! The weather is generally warm during the day but cold at night, rain is possible. Stores and other civilized amenities are available within 10 minutes drive from the park.

If you are flying into Phoenix shuttle service is available to the site. Contact the autocrats for help in coordinating transportation.

RULES: We're not trying to be nasty but: All pets must be on a leash at all times. Fires only in provided grills or enclosed containers.

There will be a curfew on disturbing noise from 1 am to 9 am.

These regulations will be enforced!

Because this is a public park, we will have to share it with mundanes. Please try to be polite and patient.

We are seeking the services of anyone willing to serve as heralds, runners or to provide security. To volunteer or for more information contact one of the following:

GENERAL AUTOCRATS

Master Arik Alton and
Mistress Roslynn of Saxony
John and Vicki Bostwick
1720 Sundog Ranch Rd.
Prescott, AZ 86301
(602) 445-2380

SECURITY

Mark the Immoral
Mark Messerly
2045 E. Oxford Dr.
Tempe, AZ 85283
(602) 838-8806

TOWN CRIERS

Katerin Aerenlae
Kathleen Sweebe
PO Box 251
Tempe, AZ 85281
(602) 993-0379

RUNNERS

Ce'rt Ailise Nic Ardis
Kay Dewey
5102 W. Cholla
Glendale, AZ 85304
(602) 878-2089

PLEASE NO CALLS AFTER 9:30 PM MST



LET'S GO TO WAR Dance and Gaming Revel

Come prepare for War next weekend with healthy exercise and practice of strategy and tactics (i.e. come for an evening spent in board gaming and dancing, as well as whatever revelling seems appropriate - St. Valentines Day is just a day or so away.) In keeping with an old Caidan custom for this time of year, there will be a Sideboard of delicious foods and desserts. **HOWEVER**, no one is allowed to help themselves, but must persuade someone else to feed them.

FEBRUARY 11 at 7:00 PM

9084 E. Nassau
Cherry Creek Town Homes III
Clubhouse
(Formerly Ursula's Clubhouse)


Autocrats:
Mistress Katherine Holford
694-3534

The Honorable Lady Aleen du Varney
830-2373

Please bring board games (Chess, Back-gammon, Nine Man Morris) and your dancing shoes. Also, please bring finger-foods for the sideboard.

SITE FEE:
\$2.00 Site Fee OR
\$1.00 + Contribution to Sideboard

Please contact either of the autocrats with any questions.



PERSIAN NEW YEAR

Chaylay and Lady Tehri Hadeel invite you to come and celebrate Persian New Year (That's Na Ruz,) at a special dinner to be given at 2519 Sunstone Drive, Fort Collins, CO on March 25, 1989. Space is limited so get your reservations in now! Site/dinner fee will be \$3.00 per person; \$4.00 after March 1. Fee negotiable for those who help prepare dishes. The menu will tentatively feature: Stuffed Cabbage Rolls (Dolmah), Rice with Lamb and Herbs, Carrots (like you never tasted them!), and various delectable munchies, dips and sweets (Shirin). Floor seating will be the rule, and eating with the fingers perfectly period! This is a WET site; tea and coffee will be provided.

Na Ruz, which begins the solar year, is on March 21, or the date of the vernal equinox, as soon as the sun passes into the sign of the Ram. It's origin dates back to the days of Jamsheed, and the sculptured procession at Persepolis is supposed to represent subjects bringing their New Year offerings to the king. At any rate, it is the only non-religious of the many Persian feasts and festivals, and gifts are exchanged as we do on Christams. The customs associated with it as said to date back to the time of Zoroastrianism. Come celebrate this most ancient holiday with us in proper Persian fashion; contact the Autocrat, Chaylay, at 223-6494, or mail reservations to the above address. Salaam!

SOCIETY FOR CREATIVE ANACHRONISM, INC. (SCA)

membership application

ENCLOSE YOUR CHECK OR MONEY ORDER AND SEND COMPLETE FORM TO:

The Society for Creative Anachronism, Inc. • Office of the Registry • P.O. Box 360743 • Milpitas, California 95035-0743

PLEASE NOTE: All monies (except subscription fees as shown) are tax-deductible contributions to the SCA. Thank you! All publications, etc., must be ordered for the full term of membership.

Canadian members must add the First Class option to their subscriptions to any publication, including their own Kingdom newsletter, as Canada does not honor our Third Class mailing permit. Please send U.S. dollars only—it costs us a great deal to process Canadian funds.

All officers of the SCA must be members in good standing.

PATRON: \$150/year. Member receives, if requested, all Kingdom newsletters at Third Class postage (\$6/year each), *Tournaments Illuminated* (\$4/year), the Minutes of the Board of Directors (\$6/year), *The Compleat Anachronist* (\$6/year), a membership card, and the extreme gratitude of the Society. Patron and Contributing Members are recognized and thanked in an annual listing published in *TI*. Anonymity, if desired, is honored. Receipt available on request.

CONTRIBUTING: \$50/year. Member receives the local Kingdom newsletter (\$6/year), *Tournaments Illuminated* (\$4/year), a membership card, and the heartfelt thanks of the Society. Listed annually in *TI*.

SUSTAINING: \$20/year. Member receives the local Kingdom newsletter (\$6/year), *Tournaments Illuminated* (\$4/year), and a membership card. If you wish a different newsletter, please let us know.

ASSOCIATE: \$6/year. Member receives a membership card, but no publications. Entire amount is tax-deductible.

FAMILY: \$10/year. This extends Associate Membership to all members of the immediate family of a Patron, Contributing, or Sustaining Member. An application for Family Membership must include a copy of this form, including a properly executed waiver, for each family member. (Minor children may be listed on one waiver.)

FOREIGN: \$20/year. Available to non-APO/FPO addresses outside the U.S./Canada ONLY. Member receives *Tournaments Illuminated* (\$4/year plus \$10 Air Mail postage) and a membership card. Associate and Family Memberships are also available to Foreign Members at the standard rates. All funds must be in U.S. dollars ONLY.

ADDITIONAL NEWSLETTERS are available to Contributing or Sustaining Members. They may be ordered First or Third Class. Remember, your local Kingdom's newsletter is included in your membership. All newsletters must be for the same term as the membership. If you are already a member and wish to add a publication for the remainder of your membership, send the full amount if you have 7 to 12 months remaining, or half the amount if you have 1 to 6 months left.

THE COMPLEAT ANACHRONIST: \$6/year. Pamphlets introducing single Society topics, published bi-monthly.

PLEASE NOTIFY US OF ADDRESS CHANGES six weeks in advance. Your cancelled check is your receipt. Please allow up to 8 weeks for processing memberships and subscriptions. (For all payments received during January, memberships will be effective as of 1 March, etc.)

GENERAL MEMBERSHIP WAIVER AND INFORMED CONSENT TO PARTICIPATE

I, _____ (print legal name), having read and understood this document, freely consent to its provisions.

I am fully aware of the nature and purpose of the activities of the SCA. I acknowledge that these activities are potentially dangerous, and I voluntarily accept any risks involved. In consideration of my being permitted to take part in these activities, I agree to be bound by the rules of the SCA, and to obey the directions of the governing officials. Should any disputes arise from my participation in these activities, I agree to submit such disputes to a board of arbitration and to abide by the decisions reached by such board. I agree to release, hold harmless, and keep indemnified the SCA and all its representatives from and against all claims, actions, expenses and demands in respect to death, injury, loss or damage to my person or property, howsoever caused, arising in connection with my participation even if the same may have been contributed to or occasioned by the negligence of the said body or of any of its representatives. This waiver is to be binding on myself, my heirs, executors and assigns.

Signature (if applicant is of legal age)

Signature of Parent or Guardian (if applicant is a minor)

Date

You must sign and date this waiver to receive your membership card, which will be your identification and proof of waiver. Sign your card as soon as you get it, and take it with you to all SCA events.

Please type or print clearly—no calligraphy!

- Renewal Renewal After Lapse New Membership Change of Address
 Replacement Card Anonymous Patron or Contributing Membership

Mundane Name _____

Address _____

City _____ State _____ Zip Code _____

Society Name _____

(For reference only: Society names are registered through the College of Heralds.)

PLEASE CIRCLE CORRECT AMOUNTS:

Membership Type	1 Year	2 Years
Patron (please check the newsletters you want)	\$150	\$300
Contributing	50	100
Sustaining	20	40
Associate	6	12
Family	10	20
Foreign	20	40

Enter membership amount: _____

First Class postage, add \$5/1 year or \$10/2 years: _____

Additional Publications

	1 Year		2 Years	
	1st Class	3rd Class	1st Class	3rd Class
<input type="checkbox"/> Ansteorra	11.00	6.00	22.00	12.00
<input type="checkbox"/> An Tir	11.00	6.00	22.00	12.00
<input type="checkbox"/> Atenveldt	11.00	6.00	22.00	12.00
<input type="checkbox"/> Atlantia	11.00	6.00	22.00	12.00
<input type="checkbox"/> Caed	11.00	6.00	22.00	12.00
<input type="checkbox"/> Calontir	11.00	6.00	22.00	12.00
<input type="checkbox"/> East	11.00	6.00	22.00	12.00
<input type="checkbox"/> Meridies	11.00	6.00	22.00	12.00
<input type="checkbox"/> Middle	11.00	6.00	22.00	12.00
<input type="checkbox"/> Outlands	11.00	6.00	22.00	12.00
<input type="checkbox"/> Trimaris	11.00	6.00	22.00	12.00
<input type="checkbox"/> West	11.00	6.00	22.00	12.00
<input type="checkbox"/> Board Minutes	6.00	—	12.00	—
<input type="checkbox"/> Compleat Anach.	11.00	6.00	22.00	12.00

Enter additional publications amount: _____

TOTAL AMOUNT ENCLOSED: _____

FOR REGISTRY USE ONLY

Bank Number _____

Journalized _____

Deposited RHA _____

Membership No. _____

Revised 9/86

ATTENTION FIGHTERS

The Shire of Unser Hafen has acquired a very large and very nice site for indoor winter fighter practice. It is the gym at the North Aztlan Community Center, 112 E. Willow, in Fort Collins. Beginning Sunday, November 13, Unser Hafen fighter practice will be from 1:30 pm till 4:00 pm, two Sundays per month, on the dates listed below. We invite all fighters and fencers (and non-fighters, too!) to join us.

As this is a rather expensive site, we ask that all fighters contribute \$2 (or what you can afford) to help cover the rent.

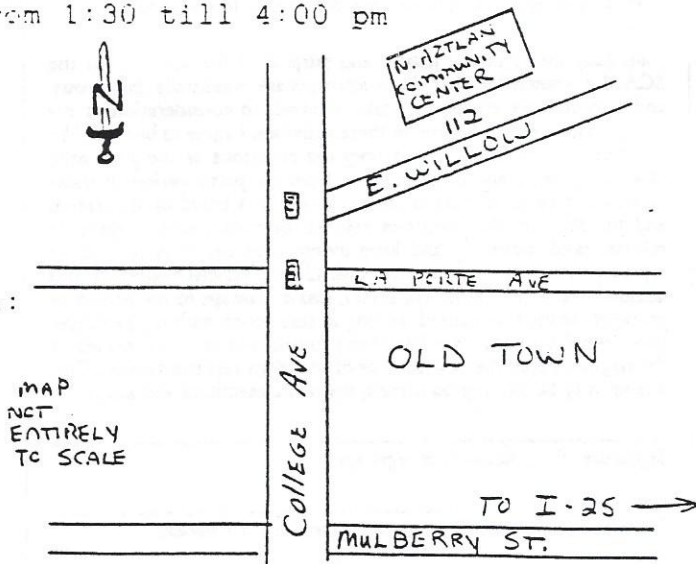
The management insists that we wear only athletic shoes with non-black soles -- this goes for spectators, too.

We only have two hours to use the gym, so it is important that everyone arrives on time so we can use the time to our best advantage. We can come in to stretch and armor up at 1:30 and fight from 2:00 till 4:00.

This place is big enough for small melees -- really!

Fighter Practice will be from 1:30 till 4:00 pm on the following Sundays:


November	13
	20
December	3
	18
January	15
	29
and tentatively, these dates:	
February	12
	26
March	12
	26



If the gods should see fit to give us good weather on one of the weekends inbetween (what is it the Christians say about a snowball in the Underworld ...), we may have practice outdoors as usual. Call first to be sure.

For more information, contact Lady Llamrei.
Farspeaker number: (303) 490-2936.

Wind Swept
% Fred Hansen
10205 Powder House Road
Cheyenne, Wyoming 82009



Time value - do not delay!

