

❄️❄️❄️ Windswept ❄️❄️❄️

November/December AS XXX999 Shire of Windkeep in the Outlands



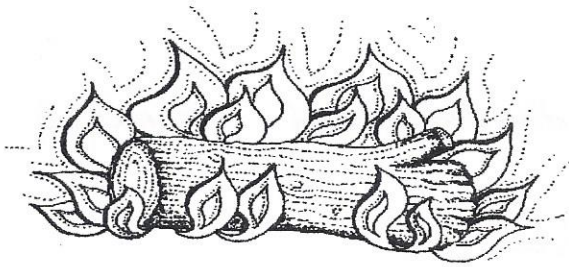
Hunter's Feast - December 6

In This Issue:

- Calendar of Events - 2
- Officer's Reports - 3-5
- Upcoming Events - 5-7
- Articles of Interest - 8-10
- Movie Reviews - 11-12
- Around the Shire - 13
- Shire Officers - 14
- Renewal slip - 14
- Populace List - 16

Calendar of Events

Nov. 4	Guild Night at M. Rhys'
Nov 11	Study Night at Library
Nov 18	Tasters Revel at Community House 7:00
Nov 19	Pine Bluffs Library Demo - Contact Ld. Bjarki
Nov 20	Populace Meeting at Library - 7:00
Nov 27	Happy Thanksgiving
Dec 2	Guild Night at M. Rhys
Dec 6	HUNTER'S FEAST
Dec 9	Study Night at Library
Dec 16	Study Night at Ld. Mlodn's
Dec 18	Populace Meeting at Library - 7:00
Dec 25	Merry Christmas
Dec 31	Last date for submissions for the Jan/Feb Windswept
Jan 31	BOWS IN THE SNOW
April 25	MASQUED BALL



Disclaimer

Copyright (c) 1997 Shire of Windkeep. For information on reprinting articles and artwork from this publication, please contact the editor, who will assist you in contacting the original creator of the piece. Please respect the legal rights of our contributors.

Officer's Reports

Seneschale's Report

First I wish all who read this an early Happy Thanksgiving and Merry Christmas. Because of the two holiday's remember the populace meetings for November and December will be each 3rd Thursday. Populace meeting is now at the Laramie County Library.

It is also hard to believe I have been the seneschal for nine months. In that time, I have had good suggestions and ideas from several people to help made my job easier. Please continue and thank you.

Reports have been coming to me regularly, which I appreciate. We as a shire need to think about and plan picking out dates for the 1998 year's events at the November meeting. The paperwork needs filled out, gotten on the calendar, sites selected, reserved, and a tentative autocrat named.

I do hope you will continue to support our newsletter by subscribing. Remember all subscriptions expire the end of the year with the Nov-Dec issue.

Keep up with the feedback on what you want our shire to be and do not forget to have the SCA be fun and rewarding for you.

Herald's Report

Mlodn the mercheant is looking for a deputy. I am seeking a deputy for the shire herald's office. The only current requirement is an interest in heraldry.

Normally the deputy would assume this office at the end of my term next year and at that time an SCA membership would be required. I would be most happy to help and train any interested person for this office. Please call Mlodn 635-1320.


At the September White Stag's Meeting one of our shire member's name and device passed Kingdom and was forwarded to Laurel for final approval.

Gavin Blackthorn (Gerald Roberts)

Argent, an eagle's head erased sable between two garden roses gules, slipped sable, stems crossed in base, a chief embattled azure

I know many do not agree with the current format of the "Windswept" however please continue your support by renewing your subscription for the coming year.

Your Servant; MLODN



Exchequer's Report

Shire of Windkeep

September 16, 1997 - October 15, 1997

Balance Forward:	\$2446.16
EXPENSES	
Site Insurance	\$40.00
Taster's Feast	\$87.05
Total:	\$127.05
INCOME	
Taster's Feast	\$99.00
Total	\$99.00
Ending Balance:	\$2418.11



From the Chronicler

Well, as you can see the format has changed radically from the way I tried, but sometimes that is what it takes to get a reaction from a slump. This however does not seem to be the case for this shire. I heard complaints about the format, which has been changed. However, I still see articles and reports coming from only a few. Mlodn, Madlen, Rhys, James and Renate, let me thank you greatly for the submissions for this issue. Other than my own rambling, you all have these gentles to thank. And with this report, may I be the first to say THANK YOU...

On to lighter notes, war approaches and there are some major changes this year. Check them out at www.estrellawar.com. IF you do not have Internet access and plan to attend, give me a call and I will be happy to print off the pages for you.

I have also included the instructions for the rebar-cap arrows as several people were looking for this information. This article was sent by Sir Haroun if you need more information.

Also, the last report here is for humor, no offense is meant to Ld. Duncan, but I received it and thought it was funny.

Knight Marshall's Report (or someone else, I'm not sure)

Greetings from your friendly neighborhood knight marshal.

There has been some fighting at fighter practices. There is a war practice in Arquelle (Pueblo, CO) next weekend. Everyone should go.

Outdoor practices will no longer be held in our shire due to the fact that we haven't regulated snow-proof armor yet. Besides, if your legs were hit, you wouldn't be able to see your opponent once you sank to your knees, and you might actually suffocate in a snowdrift.

Upcoming Events

BASIC CHEMISE WORKSHOP

November 29, 1997

9:00a.m. - 6:00p.m.

Welcome to the second in a series of hands-on, simple garb making workshops. This time we will be working on making a basic chemise. The goal of each of these workshops is to actually walk away with a finished and wearable piece of garb. The site is the Epiphany Lutheran Church, 790 South Corona Street, Denver, CO. Site fee is \$5 and there will be a potluck lunch for those who bring a dish to share. Children under 12 are free but it is not recommended that you bring them unless they want to learn to sew. Garb is optional but appreciated. Come prepared to spend the day sewing and having fun.

Necessary items to bring:

3-5 yards fabric,
Matching thread,
3-4 yards cording/ribbon for drawstrings.
bias tape, (3 yards), chalk, pencil or other
marking pencil, iron, ironing board.

Optional items to bring:

Sewing Machine (this would be good)
scissors, pins, tape measure,
needles (sewing machine),

Directions: Take I-25 to Alameda exit. Go east on Alameda to Downing. Take a right. Go South on Downing to Ohio. Take a right. Go one block to Corona. Church is on north east corner of Ohio and Corona.

Autocrat: Lady Taryn Brannick, mka Ronni Hunter, 657 Knox Ct. Denver, CO 80204

(303)-893-4816



Hunters Feast

December 6, 1997

The harvest has ended, the hunters are home, and Yuletide is fast approaching. The Shire of Windkeep asks all who will to pause with them to reflect upon the world and join them in a Hunter's Feast to be held December 6, 1997 at Laramie County Community College in Cheyenne, Wyoming. Please note, this is a new site. The site will open at 12 noon and close at 11:00 p.m. The event is limited to the first 180 reservations, and alcohol is not permitted on campus. Crash space is available, as well as discount motel reservations. Contact the Autocrat for information.

If we are blessed with clear weather during the day, there will be heavy and light weapons pick-up fighting and other outdoor games. Indoors there will be good fellowship, dancing, and whatever games as can be devised. A bardic competition will be held during the feast, as in past years, with a gift of silver to the best entertainer. Sign-up sheets will be at the troll. Throughout the day there will be an informal competition for best hunters theme (garb/table setting/banner) to be arbitrarily judged by the kitchen staff.

There will be a soup and bread donation lunch from about 1 p.m. till about 2 p.m. The main feast will start about 6 p.m. If the Crown attends, and so wishes, court will be held. The feast will consist of the bounty of the land, and whatever the Hunters and Gatherers of our fair land provide. If you are vegetarian, or have food allergies, or aversions, please contact The Keeper of the Feast, who will prepare dishes suited to your tastes.

Site and feast fees for the day are \$10.00, with children ages 6 - 12 half price, and children under 6 free. For availability of reservations after Nov. 15, contact The Keeper of the Feast directly. Mail reservations to the autocrat, with checks made to SCA-Windkeep. Please include legal name, society name, address, phone number and member number, and local group on your check. Include a list with all of the above information if you are paying for others.

If you would like to help clean up or serve, please contact The Keeper of the Feast. Merchanting is allowed in the hall before the feast, but must be coordinated in advance.

Directions to the site: Take I-25 to the College turn off. Proceed East approximately 5 miles to the Laramie County Community College. Parking and entrance to the site is on the north side of the campus. (there will be signs)

Autocrat: Master Rhys Afalwin (Larry Hammons), 10700 Ranch Rd, Cheyenne, WY. 82009, (307) 632-1133, MasterRhys@aol.com

Keeper of the Feast: Mistress Aldyth Trefaldwyn, (Debbie Hammons), 10700 Ranch Rd, Cheyenne, WY. 82009, (307) 632-1133, Aldyth@aol.com

Bows in the Snow

January 31, 1997
Cheyenne, WY

Archers! Archers! To Arms! To Arms! Estrella War approaches! Its time to knock the dust off your bow and tune up your skills before heading off to War. The Shire of Windkeep invites all archers, experienced or not, to join them for a day devoted to archery. The site is the indoor range at Archery World in Cheyenne Wyoming. For those who like tradition, IKAC and Royal Rounds will be offered. For those who crave something different there will be wand shoots, one shot archers duels, and archers team challenges to name a few. Fighters, how about expanding your martial skills by trying your hand at target archery. Artisans, display your bowyer crafts, wear your latest archery fashions, or come up and write ballads of the prowess of Outlands archers. Archery Marshals, we will need your help. Bring your skills as teachers, line judges and scorers and join in the fun. A special prize will be awarded to anyone who "Robin Hood's" an arrow.

In the evening, join with Windkeep for reveling at the home of Lord Mlodn the Merchant and Lady Renate Koven. Soups, Stews and breads will be featured, along with such entertainment and fellowship as attends. Alcohol will not be allowed at the archery site; however, the revel site is very wet. Crash space will be available in case of late partying or bad weather.

Site Fees are \$6.00 per person, (½ price children 5 - 12), which includes mundane archery fees and the evenings repast. The archery site opens at 10:00 a.m. and closes at 4:30 p.m. The revel will follow immediately thereafter. Reservations should be made through the Autocrat with all check made payable to SCA-Windkeep.

Directions: Take I-25 to I-80. Go east to the South Greeley Hwy Exit. Turn right and proceed just short of a ½ mile to Archery World at 605 South Greeley Hwy. There will be signs.
Revel Site directions will be available at the archery site.

Autocrat: James the Small (Jimmy Inmon)
610 ½ West 10th St.
Cheyenne, WY 82007
(307) 635-3214 e-mail Inmon0@aol.com



Articles Of Interest

CONSTRUCTION AND USAGE OF THE THUMPER COMBAT ARCHERY ARROW

[V. 2.0, 12/9/96, by Lord Jonathan Blackbow]

REQUIRED MATERIALS

GOLF CLUB TUBES (available in sports stores everywhere, but if you get them at consignment or bulk, they're cheap)

REBAR CAPS (available at construction supply stores, usually about \$30 for a box of 100. THERE ARE AT LEAST THREE SIZES; THE ONE YOU WANT LITERALLY LOOKS LIKE A MUSHROOM, WHETHER IT HAS A ROUND HEAD OR A FLAT HEAD MATTERS NOT. COLOR ALSO MATTERS NOT.)

DUCT TAPE (well, DUH)

WOODEN CURTAIN ROD (available at Home Depot, HQ, Lowe's, and that ilk, usually about \$8 for an 8' length) cut into 1" lengths (as many as you need)

PIPE INSULATION-TYPE FOAM (I use pipe insulation foam because it does its job and it's cheap and easy to work with, your mileage may vary)

FLATBLADE SCREWDRIVER and a PAIR OF NORMAL PLIERS

HOT WATER [in a pot]

1. Construction of a basic combat archery arrow

- a) Take a golf club tube, CUT THE RING OFF, and put your wooden dowel in the end of it. One thing I found with this is that a curtain rod (commonly available in Lowe's, HQ, or any other store of that ilk, usually about \$8) cut to 1" lengths works great, because its diameter is just a little larger than the diameter of the golf club tube (hereafter referred to as GCT) which allows you to basically screw the thing into the end of the tube. It takes a bit of work, but it fits snugly; then you use a screwdriver or something to push [tamp] it down to the depth into the tube that you want (I use about 1" deep) and that's all there is to that. If you want to, you can use a length of rebar or other long thin piece of metal; as soon as the dowel is even with the plastic you can just basically hammer the dowel deeper. This works well, especially if your piece of metal is just a little longer than the plastic body of the GCT; that way if you hammer it down too far you can take the piece of metal and hammer it back up from the bottom.
- b) The padding I use is pipe insulation because it's cheap, easy to work with, and does its job. Split the insulation on the slit provided, cut it into lengths of 2" or so, and fold it in half. You now have a U-shaped piece of foam. Shove the U upside down into the GCT. Leave it there.

2. Where my arrow (I call it the Thumper [blatant plug], which is a bit less prosaic than rebar cap blunt, which is the dry, descriptive term for it...>) differs from the (basically) standard construction...

a) now that you have your basic body, here's where it gets exciting.

b) PREPARATION OF THE THUMPER TIPS

i) Take as many rebar caps (hereafter referred to as RC's) as you need and put them in your HOT water. [Fairly warm, anyway, I only did this once and it worked like a charm, but I don't know how hot the water was. It wasn't boiling, if that's what you mean. Too hot and the plastic would melt, so be careful. Hotter than you want to

leave your hand under, but not by much.] leave them there about three minutes, then take them out. Gloves are recommended for this part of the procedure.

ii) Look on the inside of your RC. See the little fins? Those have to come out. Take the flatblade screwdriver (WIDEST blade you can find, something on the order of a small wood chisel works great) and put the tip at the mouth of the RC on the base of the fin where the fin meets the body of the RC. Push down firmly but carefully.

[The plastic should separate fairly easily; if not, the RC isn't hot enough; put it back in the water.] Shave the fin away from the body of the RC all the way down to the head, then do that for all four fins. Now take the pliers and grip the fin firmly. Yank. If you've done everything right, the fin should separate cleanly from the base of the RC. If you tear a hole in the RC, 1) don't worry; they're cheap, and it doesn't make any difference to the RC's flight characteristics or anything; and 2) get it right next time or your arrows will look silly. Practice, practice...

iii) repeat as necessary until you have all your rebar caps done.

e) ATTACHING THE RC TO THE BODY OF THE GCT

i) This is part of what makes the Thumper such a neat arrow, and I freely give credit for this part of my idea to Sir Forgal, KSCA, Kingdom of Atlantia, for having a polearm with this type of butt spike on it so I could crib the idea from it.

ii) Take the RC and push it over the padding. There should be next to no effort at all on this. If you cut the padding right, the RC should overlap the plastic end of the GCT by about 1/4" to 1/2".

iii) The Duct Tape - this is a "rough estimate" job; it doesn't matter if you follow the dimensions given exactly. The main trick here is to attach the head of the Thumper to the body of the Thumper in such a way that it stays there, and yet has LOTS of compression when it hits.

iv) Tear off TWO strips of duct tape, both roughly the same length, which is roughly the same as the circumference of the RC. TEAR BOTH OF THESE IN HALF DOWN THE LENGTH. You should end up with four strips of duct tape (hereafter referred to as DT) roughly the same length & width. If they aren't exact, it's not important; the amount of DT you're using here doesn't affect the flight characteristics of the Thumper enough to be significant.

v) take TWO of the four strips and fold them in half onto each other so that the STICKY SIDE IS INSIDE. You could use string for these two strips if you wanted to; all they are is straps for a harness.

vi) Place the two strips, on the outside of either side of the RC, as close to diametrically opposite as you can get. Again, precision is not required. The strips should, if the arrow is pointing up, hang DOWN TOWARD THE BODY OF THE GCT.

vii) using one of your two remaining sticky strips of DT, secure the two non-sticky strips to the outer body of the RC. Using the other sticky strip, wrap it around the other ends of the straps, which should attach those two ends to the plastic body of the GCT. It had better...

viii) during this entire process, DO NOT COMPRESS THE REBAR CAP INTO THE PADDING!! You may compress it SLIGHTLY if you have to because the bottom of the rebar cap is not overlapping the body of the golf club tube, but otherwise it really does just want to sit on the end of the padding.

ix) That's really all there is to this arrow. cut your notch into it and go shoot it at somebody's helmet; you'll love the CLANG.

x) repeat all above steps as necessary to make more arrows. Note that assembly-line style works just fine for these.

3. WHY USE THIS?

a) The Thumper has several advantages over regular golf club tubes and has one major advantage over any wood shaft arrow. The advantages over golf club tubes are:

i) Aerodynamics - the Thumper has a much more regular outline than a regular golf club tube, which gives it more stability and better flight characteristics. [I get about 55 yds. of decent volley flight. Heck of a hang time, too!] A semi-skilled combat archer should be able to drop these into a 10' circle at volley range, since they fly straight.

ii) Visibility - the Thumper is easier to spot in flight and in bad terrain than either a GCT or wood shaft. Those bright orange [yellow, whatever] heads are hard to miss.

iii) Impact - When I first tested this arrow, I shot it at a fighter who was holding his shield in front of him. [Shoot it at a helmet until you hit - you'll love the resultant CLANG!] The arrow made a noticeable impact on the shield from both a standpoint of movement and of sound. The sound standpoint is, I feel, more important. When I shot the fighter in the face with an arrow, it made a solid impact that would be, in my opinion, much easier to pick up on than a regular GCT. After having been shot in the torso with one, I am prepared to state that IMO, the Thumper is as close to accurate as we're going to get without real arrows with metal heads. Until the next great revelation, anyway.

iv) There are more advantages, most notably ease of construction and low cost. However, I believe I have given enough of a list for starters.

I mentioned that the Thumper had a major advantage over the regular wood shaft. I believe that wood shaft arrows are unsafe to shoot, and have seen [admittedly rare] instances where wood shaft arrows have bounced back and hit people. The Thumper merely hits and drops in the huge majority of cases, and when it does not, its flight characteristics and construction tend to preclude its bouncing back in a manner that could be injurious to anyone.

I have tried the arrow with and without fletching, and it didn't make the least bit of difference to put it on there. Looked neat when it rotated in the air, and that was about it.

If you would like any more information, please feel free to write me. [Or call, email, whatever - address below, work # (704)382-1479, 8-5 EST, M-F]

Jonathan Blackbow
MKA David Ritterskamp
515 E. Ohio Ave
Bessemer City, NC 28016
704/629-1019
dhritter@dpcmail.dukepower.com

[This arrow was passed about two years ago and is considered to be a standard golf club tube arrow for purposes of melee. In Atlantia, that is.]

Da'ud Bob Goes to the Movies



Well, now, you see, it seemed that Arnold the Barbarian just wasn't really interested in doing another Conan movie at the time, but the producers had this really nifty idea for one. Believing that, unlike James Bond, there really is only one person who could ever really play Conan, they changed the main character when they went looking for a different lead actor. They eventually found this nice little kid from Minnesota who would fit the bill. And the character they chose was from another of Robert E. Howard's books, but one earlier than Conan. (Now, they didn't take it too seriously. The movie is "based on the worlds and characters created by Robert E. Howard".) And so it is that this month Da'ud Bob reviews ***Kull the Conqueror***.

Starring Kevin "Hercules" Sorbo as Kull ' Tia Carrere as the ancient sorceress Akivasha, Karina Lombard as the slave girl Zareta Litefoot as the high priest Ascalante, Thomas Ian Griffin as the commander of the king's forces Taligaro, Ray Brocksmith as the eunuch Tu, and Harvey Fierstein as the slave trader and Kull's old friend Juba, this one is your basic "barbarian warrior makes good" movie, with a little bit of some science fiction movies thrown in. Kull becomes king, much to the dismay of Taligaro and the king's son, but since they can't seem to just kill him, another one of their number brings to life a 3,000 year old sorceress who's supposed to kill Kull so one of the others can take the throne. (Gosh, does this sound at all like *The Sword and the Sorcerer*? Naaah, couldn't be) Naturally, it doesn't work out that simply. I mean, Akivasha has plans of her own, and they tend to be a bit further sighted than anybody else's. (Today, the kingdom; tomorrow, the world, seems to be her real motto. Her real weakness is that she seems to have a thing for big hunky guys - of whom there is really only one in this movie.) Of course, @ can only be stopped by finding the icy breath of another god, which is the only thing than can quench the fire which keeps Akivasha alive. It's all pretty straight-forward. Not much plot to get in the way of the movie.

Good points: Much of the music (by Joel Goldsmith), Like *Ladyhawke*, you wouldn't think that some of the music would fit that well into a fantasy sword and sorcery movie, but most of it does, and very well. The dome in the bath. The full-screen shot of the Camel's face. Twice. (Okay, sorry, that's probably just my personal preferences pecking through.)

Bad points: The eunuch's hats. The "two-handed" Morningstar, (Ooh, gross!) The sometimes choppy "MTV"-style editing.

Zero breasts. One gallon of blood. 51 dead bodies. Ships roll. Waves roll. Exploding body rolls. (And here I thought only cars exploded when they went over a cliff.) Sword fu. Flaming sword fu. Ax fu. Fire fu. Drumstick fu- Gratuitous "guess what this sign means" tattoo. Gratuitous camel piss. (Oooh, fragrant!) Gratuitous words echoing around in the head, a la Dune. Gratuitous Darth Vader line: "I have altered our pact. Pray I do not alter it further." Gratuitous seasickness. Gratuitous "old devil moon". The "eternal flame" brings a whole new dimension to the phrase "fire in the hole!" The technical advisor was L. Sprague de Camp. Academy Award nominations to Harvey Fierstein as Juba for "Come, you bulging bag of muscle"; and to Kevin Sorbo as Kull for his responses, to Tu's "She is as pure as the virgin snow." "She's not that pure." and to Ascalante's "I can't take a man's life. " Now you tell me?" An 84 on the Vomit Meter. 21/2 stars, Da'ud Bob says "Check it out!"

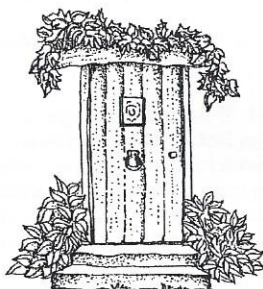
Now, I have to admit, this one was a little better than I had predicted it would be. I went to see it prejudiced against it. I mean, when the person in the leading role has his name listed third on the credits, it doesn't bode well. It means that Hollywood politics got some big names in smaller roles to boost the "name draw" of the movie. Which means that somebody on the West Coast didn't believe the movie would be successful on its own merits. On the other hand, to a certain extent they were right. And so it is that history gets rewritten by Mario Puzo (who wrote the story for this one), the real chronology gets (at times) ignored, and big name stars take relatively minor roles as this month, Da'ud Bob reviews *Christopher Columbus: The Discovery*.

Starring (in the order of the Hollywood casting agent) Marlin Brando as Torquemada, Tom Selleck as Ferdinand, George Corraface in the leading role of Cristobal Col6n/Cristoforo Colombo/Christopher Columbus, Rachel Ward as Isabella, Robert Davi as Peter, and Catherine Zeta Jones, this is one of the plethora of movies that appeared a few years back on the 500th anniversary of Columbus' discovery of "India". The basic plot should be quite familiar to you already. ("Only the details have been changed to make for a more interesting story." Sigh.)

Good points included the fact that overall, the costuming was better than usual. Isabella's armor, though she wore it in the movie into places she never would have worn it in real life, was nicely done. And the soundtrack was far better than expected.

The bad points, alas, were more numerous. Calling the king "Your Highness". (Not until some years later. Really.) Using an astrolabe without its chart (the solid plate that formed its "back". Without the chart, it's pretty much just a piece of intricately formed metal with no useful functions). 1990s morality. Calling "India" the "new world". (They didn't know it was an unknown, and therefore "new", land until some time after this first voyage.) Rewriting bits of the chronology of events. Columbus' brown hair. (His hair had gone completely white by the time he was 30.) Men at arms wearing a coat of arms. (@ch was color on color, no less.) (Men at arms might have worn their master's badge, but would not generally have either worn his coat of arms or had their own arms.)

Zero breasts. Seven dead bodies. One gallon of blood. Waves roll. Turk rolls. Shark fu. Knife fu. Sword fu. Gratuitous conspiracy to stop the voyage before it began- Gratuitous swearing on the Bible. Gratuitous sharks. Gratuitous theatrical oath. Academy Award nomination to George Corraface for looking so good as Columbus and for doing a pretty decent job in spite of a top-heavy cast. A 77 on the Vomit Meter. 21/2Stars. Da'ud Bob says "Check it out!"



Around the Shire

As many of you know, the SCA was recently the TGIF feature in the local paper. Thanks to all who made this article both a good article and a great exposure tool.

One of our newcomers, Cara Downey, is (wonderfully) rumored to have played some HOT cello with Bard to the Bone at Kingdom A&S

Mistress Aldyth celebrated her birthday Oct 27.

Octoberfest turned out GREAT with no less than 21 of our shire members coming out for this demo. Thanks to all. But a special thanks to Mlodn, Renate, Rhys and Aldyth for all the extra help.

Estrella and Great Western Wars are both coming up, Get you armour together, sharpen your swords and check your blue/green cards to get ready. Also if you are going, see the Defender (Duncan) to let him know with what you plan to fight.

A welcome back (again) to Mica the Damned Dane from his travels.

Mlodn had surgery in Denver on Oct. 1st. He had a tumor in his left ear which involved the inner ear, the carotid artery, jugular vein and started up into the dura area. It had attached itself around everything except the brain area. The doctors say that all of the tumor was removed and that it was not cancerous. He was released the 7th of Oct. He and Renate will have to go back and forth to have this checked every couple of months. Recovery is slowly happening. It might have been faster had the surgeons not decided to start on he RIGHT side first. Renate guesses that they wanted him to feel equally as bad on BOTH sides.

(Ed. Note: Despite the recovery, Mlodn was an extra special help on this issue, scanning artwork and helping in general. I guess one more thank you never hurts)

The shire of Fontane dans Sable sent an invitation to the shire for their recent All Saints Feast (I think not realizing that we do not have an October issue) that was hand calliged. I guess I just wanted them to know that the special touch did not go unnoticed.

Shire Officers

Seneschal - Lady Renate Koven
c/o Pat Hansen
10205 Powderhouse Dr
Cheyenne, Wy. 82009
renatek@juno.com
(307) 635-1320

Knight Marshal - Lord Duncan MacAllister
c/o Eric Schooley
900 E. 6th St.
Cheyenne, Wy. 82007
lonewolf@aol.com
(307) 637-5293

Herald - Lord Mlodn the Merchant
c/o Fred Hansen
10205 Powderhouse
Cheyenne, Wy. 82009
mlofn@juno.com
(307) 635-1320

Arts and Sciences - Lady Fetke Hollo Noemi
c/o Becky Schooley
900 E. 6th St.
Cheyenne, Wy. 82007
varju@aol.com
(307)637-5293

Exchequer - Lady Madlen Dinas Emrys
c/o Lydia Chapman
1314 W. 18th St #3
Cheyenne, Wy. 82001
madlen@juno.com
(307)638-9857

Hospitaler - Lord Bjarki Gulbjornsen
c/o Justin Hammons
1316 E. 19th St #6
Cheyenne, Wy. 82001
lordbjarki@aol.com
(307)778-1804

List Minister - Lady Asta Olafsdottir
c/o Kari Hammons
1316 E. 19th St #6
Cheyenne, Wy. 82001

(307)778-1804

Chronicler - Lord Mavrikii
c/o Jim Barbero
216 Seymour
Cheyenne, Wy. 82007
Mavellic@aol.com
(307) 778-8536

RENEW NOW

For the sum of only \$6.00 (yes, a mere six dollars) you too can get the Windswept for the 1998 calendar year. 9 issues (monthly in the summer, bi-monthly the rest of the year)

Just include the information on the following form with a check. (If you need to pay in cash, please see the chronicler or exchequer) (it does not have to be this form, so long as all the information is included)

SCA Name: _____
Mundane Name: _____
Mailing Address: _____
City State & Zip: _____

SCA Name	MundaneName	Address	Phone	Email
Aldyth Trefaldwyn	Deborah Hammons	10700 Ranch Road, Cheyenne WY 82009	632-1133	Aldyth@aol.com
Asta Olafsdottir	Kari Hammons	1316 E. 19th St , #6 Cheyenne WY 82009	778-1804	
Bjarki Gullbjornsson	Justin Hammons	1316 E. 19th St , #6 Cheyenne WY 82001	778-1804	LordBjarki@aol.com
Charles Thomas the Grey	Fred Poutre	P.O. Box 3251 Cheyenne WY 82003		chargrey@juno.com
Coengar the Sinister	Joe Hesketh	610 W 10th St Cheyenne WY 82007	638-1268	coengar@aol.com
Corwyn O'Shea	Frank Doherty	1314 W. 18th Street #4 Cheyenne WY 82001	634-2730	
Daniel Josett Daltask	Clarice Twiggs	1105 Crescent Dr. Cheyenne WY 82007	632-5348	
Duncan MacAllister	Eric Schooley	900 E. 6th St. Cheyenne WY 82001	637-5293	Lonewlf@aol.com
Fekete Hollo Noemi	Rebecca Schooley	900 E. 6th St. Cheyenne WY 82001	637-5293	Varju@aol.com
Gareth of Grich	Dave Clark	2018 E 15th St Cheyenne WY 82001	634-2217	
Gaven of Blackthorne	Gerald Roberts	601 E. 8th St Cheyenne WY 82007	637-6974	
Griffin y Mordeithiwr	Rick Sailors	710 Seymour Ave Cheyenne WY 82007	632-0024	
Gwenith Morgan Penrose	Angela Doherty	1314 W. 18th Street #4 Cheyenne WY 82001	634-2730	
Jaelle	Gretchen Palluck	6614 Tate Rd Cheyenne WY 82001	632-2733	
James the Small	Jimmy J. Inmon	610 1/2 W. 10 th Cheyenne WY 82007	635-3214	Inmon0@aol.com
Jodi	Jodi Halladey	216 Seymour Cheyenne WY 82007	778-8536	
Kara	Jamie Balasheck	3919 McKinney Cheyenne WY 82009	634-5706	
Kayleigh Hayes	Gail Barbero	216 Seymour Cheyenne WY 82007	778-8536	GredGrover@aol.com
Kenneth McDougal	Justin Batson	4756 Windmill Rd Cheyenne WY 82009	634-1261	Kynnedd@hotmail.com
Kiera	Kiera McMikie	109 E. 29th, Apt #6 Cheyenne WY 82001	632-9158	
Lyulf Williamson	Leland Williams	709 W. 5th St Cheyenne WY 82007	634-6491	
Madlen Dinas Emrys	Lydia Chapman	1314 W. 18th Street #3 Cheyenne WY 82001	638-9857	Madlen@juno.com
Mavrikii Andronikov	Jim Barbero	216 Seymour Cheyenne WY 82007	778-8536	Mavellic@aol.com
Meredudd	Neighbors Ira	416 E. 19th St Cheyenne WY 82001	634-0299	
Mlodn the Mercheant	Frederick Hansen	10205 Powderhouse Cheyenne WY 82009	635-1320	Mlodn@juno.com
Peredur ap Llyr	Cory Jacobsen	751 Ave C #28 Cheyenne WY 82001	778-3132	
Renate Koven	Patricia Hansen	10205 Powderhouse Cheyenne WY 82009	635-1320	RenateK@juno.com
Rene'	Rene' Clark	2018 E 15th St Cheyenne WY 82001	634-2217	
Rhys Afalwin	Larry Hammons	10700 Ranch Road Cheyenne WY 82009	632-1133	MasterRhys@aol.com
Robert McArthur	Robert VanAlyne	3720 Cheyenne Cheyenne WY 82001	635-5489	Westily@aol.com
Nessa	Sandy Sailors	710 Seymour Ave Cheyenne WY 82007	632-0024	
Stephen McDougal	Darvin McClain	400 Central #1 Cheyenne WY 82001		
William of Fredricksburg	William Twiggs	1105 Crescent Dr. Cheyenne WY 82007	632-5348	



—